



DG
Property
Consultants
Estd. 2000



Bryant Way, Toddington, Bedfordshire LU5 6EX

Asking Price £339,995

This property is located on Bryant Way Toddington which is conveniently positioned within walking distance of local amenities, within walking distance from popular and sought after local schools, and close to the hub of the village. Also and easy access to mainline rail services (Harlington station) and M1 access, making this property ideal families and commuter alike. This extended 3 bedroom end of terrace property combines comfort and spacious family living space with accommodation comprising: Entrance hall, a good size lounge opening through to a dining room, adjacent to refitted kitchen. The 1st floor offers 3 comfortable sized bedrooms and a family bathroom. Outside, the properties boasts a private landscaped rear garden which provides excellent space for outdoor activities. With parking available for 2 vehicles to the side, plus a single garage.

Benefits include: Full double glazing, gas central heating and a very well-presented interior.

Book your viewing today and don't miss out on the opportunity to make this delightful property in this sought-after village your own.

Call Team DG on 01525-310200 to arrange your viewing



2 High Street, Toddington,
Bedfordshire, LU5 6BY
dgpropertyconsultants.co.uk
Toddington 01525 310200
Luton 01582 580500

dgpropertyconsultants.co.uk
01525 310200



Ground Floor Accommodation

Entrance Hall

UPVC entrance door, door to lounge, single radiator, wooden laminate flooring, double power point(s), carpeted stairs to first floor landing.

Lounge

14'6" x 11'6" (4.42m x 3.50m)



UPVC double glazed window to front, double radiator, wooden laminate flooring, telephone point(s), TV point(s), double power point(s), under-stairs storage cupboard, archway opening dining room.

View of Lounge



View of Lounge



Dining Room

10'6" x 8'6" (3.20m x 2.59m)



Single radiator, wooden laminate flooring, double power point(s), patio door to conservatory, archway opening to kitchen.

View of Dining Room



Double Glazed Conservatory

13' x 8'6" (3.96m x 2.59m)



Half brick and uPVC double glazed construction with double glazed polycarbonate roof and power and light connected, two uPVC double glazed windows to side, two uPVC double glazed windows to rear, double radiator, wooden laminate flooring, uPVC double glazed french double doors to garden.

Double Glazed Conservatory



Fitted Kitchen

10'6" x 6'0" (3.20m x 1.84m)



Fitted with a matching range of base and eye level units with worktop space over, stainless steel sink unit with single drainer

and mixer tap with tiled splashbacks, plumbing and space for fridge/freezer and automatic washing machine, built-in electric oven, four ring hob with extractor hood over, uPVC double glazed window to rear, vinyl flooring, double power point(s), archway opening to dining room.

View of Kitchen



First Floor Accommodation

Landing



Fitted carpet, double power point(s), doors to all first floor rooms, airing cupboard.

Bedroom 1

8'6" x 13'0" (2.60m x 3.97m)



UPVC double glazed window to front, built-in double wardrobe(s), single radiator, fitted carpet, double power point(s), built-in storage cupboard.

View of Bedroom 1



View of Bedroom 1



Bedroom 2

9'2" x 7'9" (2.80m x 2.35m)



UPVC double glazed window to rear, single radiator, fitted carpet, double power point(s).

Bedroom 3

7'8" x 7'6" (2.34m x 2.29m)



UPVC double glazed window to rear, single radiator, fitted carpet, double power point(s).

Family Bathroom




Three piece suite comprising panelled bath with electric shower over and glass screen, pedestal wash hand basin and low-level WC, tiled splashbacks, Upvc double glazed window to side, single radiator, vinyl flooring.

View of Family Bathroom



View of Rear Garden



Outside of the property

Front Garden




Mainly laid to lawn with mature tree, access to side drive and parking, plus single garage.

Rear Garden



Landscaped rear garden, side gate to the front of the property.

View of Rear Garden



Single Garage



Single garage located to the side of the property with metal up and over door to the front of.

Council Tax Band

Council Tax Band : D

Charge Per Year : £2236.55

The Property Misdescriptions Act 1991

Property Misdescriptions Act 1991 - Sales & Lettings

Consumer Protection from Unfair Trading Regulations 2008 (CPRs) and the Misrepresentation Act 1967.

Important Notice / Disclaimer

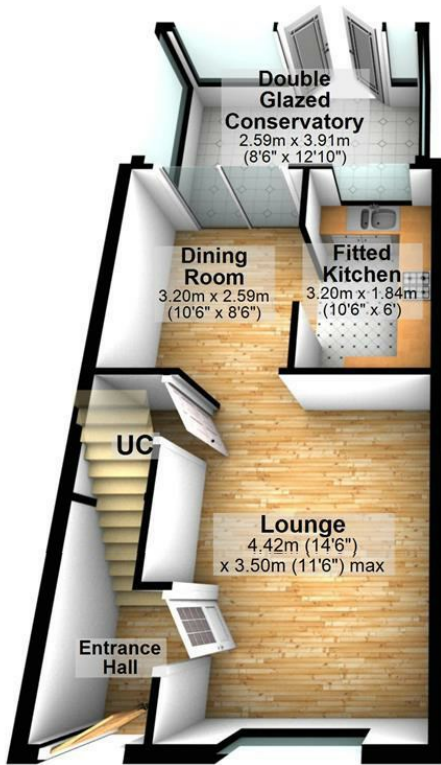
DG Property Consultants, for themselves and for the vendor or landlord of this property, whose agent they are, give notice that these particulars are provided as a general guide only and do not constitute, nor form part of, any offer or contract.

All descriptions, dimensions, references to condition, necessary permissions for use and occupation, and other details are given in good faith but without responsibility. Any intending purchaser or tenant should not rely on them as statements or representations of fact and must satisfy themselves as to their accuracy by inspection or other means.

Nothing in these particulars shall be deemed to be a statement that the property is in good condition or that any services, installations, or facilities are in working order. No person employed by DG Property Consultants has any authority to make or give any representation or warranty whatsoever in relation to this property.

These particulars are issued in accordance with the Consumer Protection from Unfair Trading Regulations 2008 and related legislation.

Ground Floor



First Floor



Total area: approx. 91.1 sq. metres (980.4 sq. feet)



Energy Efficiency Rating	
Current	Potential
Very energy efficient - lower running costs (92 plus) A (81-91) B (69-80) C (55-68) D (39-54) E (21-38) F (1-20) G Not energy efficient - higher running costs	88 73
England & Wales EU Directive 2002/91/EC	

Environmental Impact (CO ₂) Rating	
Current	Potential
Very environmentally friendly - lower CO ₂ emissions (82 plus) A (61-81) B (49-60) C (35-48) D (21-34) E (11-20) F (1-10) G Not environmentally friendly - higher CO ₂ emissions	
England & Wales EU Directive 2002/91/EC	



2 High Street, Toddington,
Bedfordshire, LU5 6BY
dgpropertyconsultants.co.uk
Toddington 01525 310200
Luton 01582 580500

dgpropertyconsultants.co.uk
01525 310200

